Your Name:

Your Age:

This month's challenge:

Redesign Santa's Sleigh!

We want to see your festive sleigh designs. These could feature crazy ways to store or hand out presents, or have other crazy features for Santa to use!

Interesting Fact:

To deliver to all the kids who celebrate Christmas, Santa has to deliver more than 1 Million tonnes of presents!



Tell us about your idea:

The Institution of Engineering and Technology

Don't forget to give your invention a name!

Draw your invention idea:

The Institution of Engineering and Technology

rec You can send us a video explaining your idea too!

Invent at Home Challenge:

Festive Pegs!



Here's how to create your own fun festive peg decorations! You just need a few bits from around the house to make your own.

This is your project, so try different ideas – because there are many ways to bring this project to life!

Materials:

- Clothes peg
- Felt, fabric or card
- Buttons
- Googly eyes
- Cotton wool



Equipment:

- Glue
- Scissors
- Pens



1.



Colour in the bottom half of the peg. Add a face. If you don't have googly eyes you could draw some on!

2.



For the hat roll a piece of felt and glue it down. Or you could use a triangle of card.

3.



Glue the hat to the top of the peg. You can add cotton wool to trim the hat.

4.



Add some cotton wool for a beard and then clip your peg somewhere for people to see!